

SAVE VTC 700 R

Item no. 88780

Document type: **Product card**
 Document date: **2018-01-19**
 Generated by: **Systemair Online Catalogue**

Version: No heater; Filter M5-M5; Filter(s) included with the unit



Description

- High efficiency heat recovery unit with counter flow heat exchanger
- Energy efficient RadiCal-fans, with EC-technology enables very low SFP and low sound
- Automatic defrosting function
- Demand control regulation as standard by the built-in humidity sensor in extract air
- SAVECair control with a capacitive color touch screen for easy use and commissioning
- Connection box outside of unit for easy installation
- Modbus communication via RS-485 as standard
- Internet communication over the Systemair cloud (IAM) is available as accessory

Heat recovery unit designed for ventilated areas up to approximately 550 m². Left and right handed models are available.

The SAVE VTC 700 is designed for installation on the floor in a laundry room or storeroom.

SAVE VTC 700 is a unit with white painted double skinned panels and comes with complete control functions. The unit is equipped with a high efficiency counter flow heat exchanger. Energy efficient fans with EC motors as well as low pressure filters reduces the energy consumptions and gives low SFP factor (Specific Fan Power) and low sound. The built in humidity sensor in extract air can be used for demand control.

All settings and features are available from the SAVECair control panel that connects to the top of the unit via the connection board and can be positioned on the wall or on the unit. The panel is a color touch screen with a user friendly interface. The option for connecting one or more external control panels is available. Also control panel has separate user level for authorized installers and service personnel.

The homepage of the control panel shows information such as airflow, temperature, air quality and active functions. You can select between MANUAL and AUTO mode or choose preferred settings from the pre-configured user modes.

SAVECair AUTO mode has many functions available that regulate the airflow according to CO₂, presence, humidity, schedule etc. The demand function control gives effective and economical operation to ensure best indoor air quality. Alarm symbols will indicate possible malfunctions and issues direct alerts if anything needs to be rectified.

The unit has an automatic defrosting function that can be chosen in 3 different modes depending on the indoor environment as well as the outdoor conditions.

Without preheater in tight houses / passive houses where unbalanced airflow is not allowed the unit works down to -5°C. Without preheater when unbalance is allowed the unit works down to -15°C. Below -15°C a preheater is needed.

The VTC 700 can be supplemented with a re-heater battery (4,5 kW, 400 V power supply is necessary).

The unit is provided with a connection board that has prewired inputs and outputs for easy installation and setup of external sensors as well as for external heaters / coolers. Built in electric/water re-heater is available as accessory.

The unit is delivered with low pressure panel filter M5 for supply and extract air. Panel filter F7 and bag filter F7 for supply air are available as accessories.



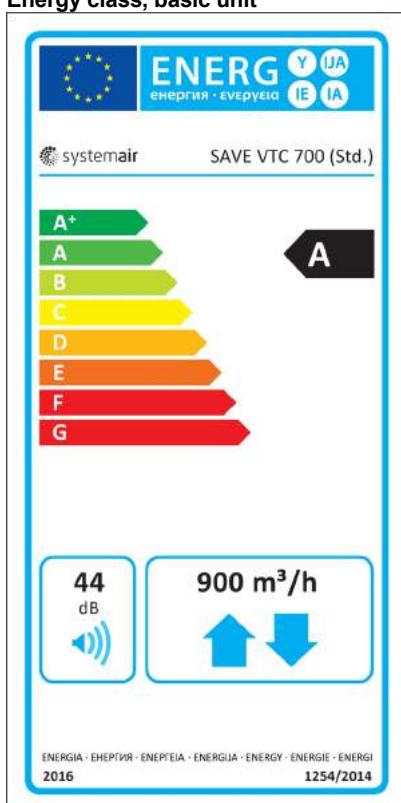
Technical parameters

Unit	
Voltage	230 V
Frequency	50 Hz
Phase	1 ~
Weight	160 kg
Recommended fuse	10 A
Enclosure class	IP24 IP

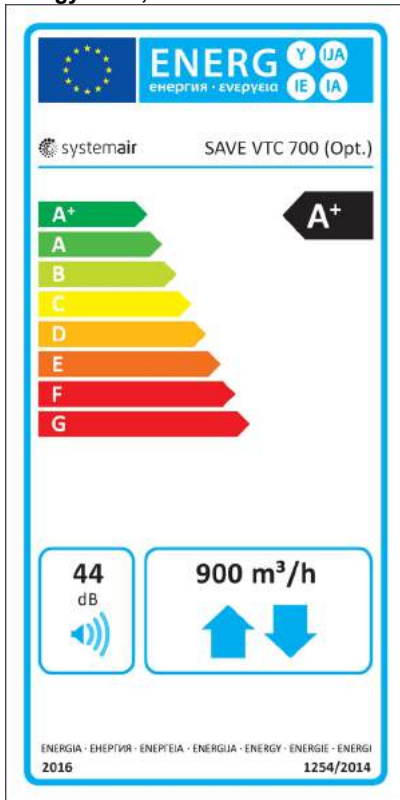
Heat exchanger	
Exchanger type	Counter flow
Heater	
Heating type	None
Supply fan	
Input power (P1)	170 W
Extract fan	
Input power (P1)	170 W
Supply filter	
Filter, supply air	M5
Extract filter	
Filter, extract air	M5
Others	
Mounting type	Vertical
Supply side	Right
ErP	
Energy class, basic unit	A
Energy class, basic unit option	A⁺
ErP ready	ErP 2016/ErP 2018

Energy class label

Energy class, basic unit



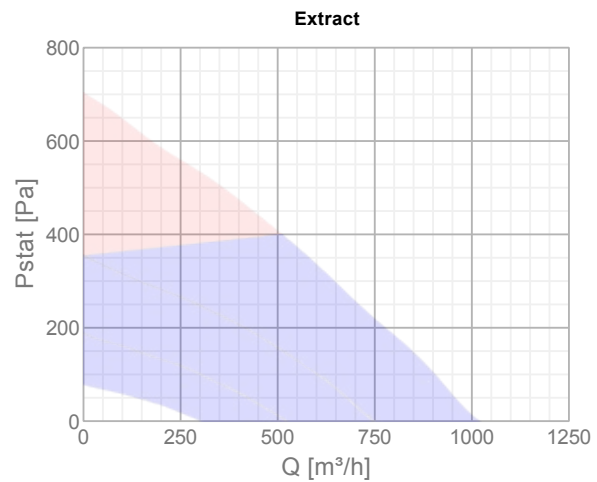
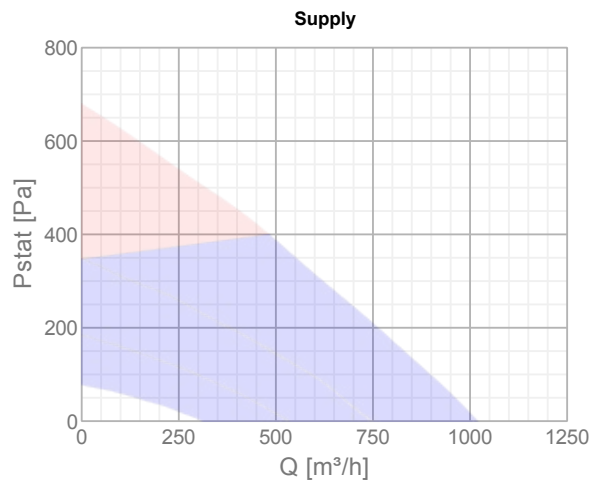
Energy class, unit with local demand control



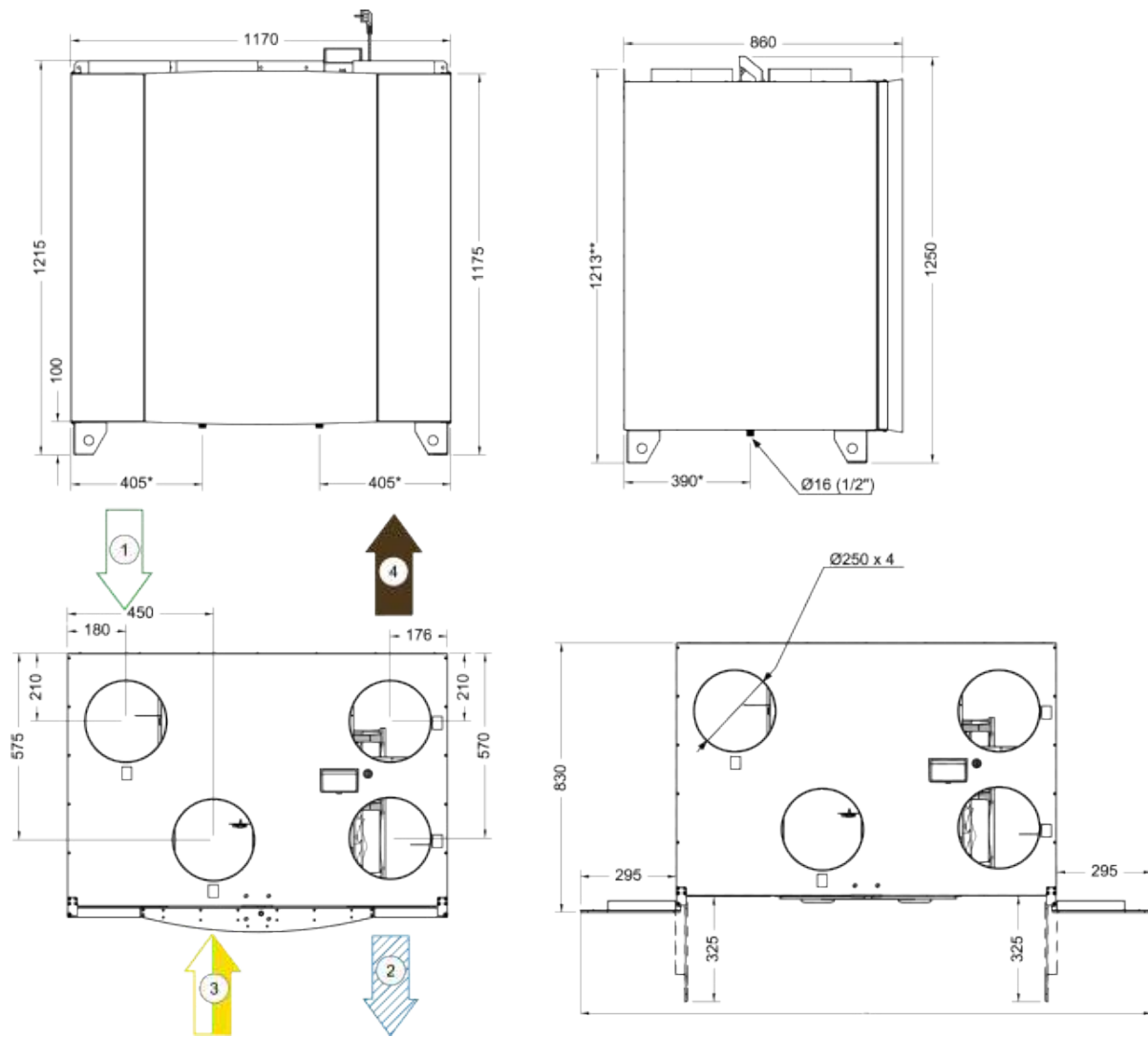
Performance

Diagrams

Diagrams and calculations are made for the performance with clean filters.



Dimensions



* Drainage

** Height with mounting bracket

- 1 Outdoor air
- 2 Supply air
- 3 Extract air
- 4 Exhaust air

Accessories


Electric accessories


[CB 250-6,0 400V/2 Duct heater \(5372\)](#)
[CB 250-9,0 400V/3 Duct heater \(5373\)](#)
[CB 250-3,0 230V/1 Duct heater \(5385\)](#)
[Presence detector/IR24-P \(6995\)](#)
[EFD 250 Damper + LF230 motor \(6748\)](#)
[PSS48 Transformer 24V \(204385\)](#)
[RVAZ4 24A Actuator 0-10V \(9862\)](#)
[Push button, impulse \(9693\)](#)
[Systemair-E CO2 sensor \(14904\)](#)
[Systemair-1 CO2 duct sensor \(14906\)](#)
[CEC Cable w/plug 6m \(24783\)](#)
[CEC Cable w/plug 12m \(24782\)](#)
[CE/CD-diverting plug 4pin \(37367\)](#)
[SAVECair HMI white SPR \(138077\)](#)
[SAVECair HMI Black SPR \(138078\)](#)
[VAV/CAV kit SAVECair \(140777\)](#)
[CB Preheater Connection Kit \(142852\)](#)
[Internet access module \(IAM\) \(211243\)](#)
[Systemair-E CO2 RH Temperature \(211522\)](#)
[Surface sensor -30-150C \(211523\)](#)
[Duct sensor -30-70C \(211524\)](#)
[Room sensor 0-50C \(211525\)](#)
[Reheater VTC 700 R \(138200\)](#)


Accessories


[CWK 250-3-2,5 Duct cooler,circ \(30024\)](#)
[VBC 250-2 Water heating batt \(5460\)](#)
[LDC 250-900 Silencer \(5196\)](#)
[CVVX 250 Combi grille, black \(8498\)](#)
[FK 250 Fast clamp \(1612\)](#)
[ZTV 15-1,6 2-way valve \(9824\)](#)
[VBC 250-3 Water heating batt \(9843\)](#)
[ZTR 15-1,6 valve 3-way \(9673\)](#)
[Connectduct Ø 250/1,0 M/F \(2561\)](#)
[BF VTC 700 F7 \(207470\)](#)
[PF VTC/VTR 700 M5 \(207471\)](#)
[PF VTC/VTR 700 F7 \(207472\)](#)
[TUNE-R-250-3-M4 \(311971\)](#)
[HMI SAVECair wall mounted kit \(140736\)](#)


Documentation

 [211467 VTC_700_Installation_and_service_CE_EN \(A002\).pdf \(4,94MB\)](#)


 [211578 SAVECair panel mounting instructions \(A001\).pdf \(168,89kB\)](#)


 [211468 VTC_700_User_manual_EN \(A002\).pdf \(2,49MB\)](#)

 [SAVECair Modbus variable list_EN \(A001\) \(166,62kB\)](#)


 [211469 SAVE_VTC_700_Wiring_diagram_EN \(A001\).pdf \(1,92MB\)](#)

 [Eurovent Certification Diploma 2017-2018.pdf \(1,78MB\)](#)

 [PHI certificate VTC 700 EN 2017.pdf \(166,32kB\)](#)

 [211579 SAVE_Commissioning_record_EN \(A001\).pdf \(1,19MB\)](#)

 [VTC700dimensionsRight.dxf \(1,50MB\)](#)

 [211575 SAVECair_quick_guide A002.pdf \(1,05MB\)](#)

 [VTC_700_Scheme_EN \(A002\).pdf \(848,95kB\)](#)